

XXX International Congress on Occupational Health
18-23 March 2012, Cancun, Mexico

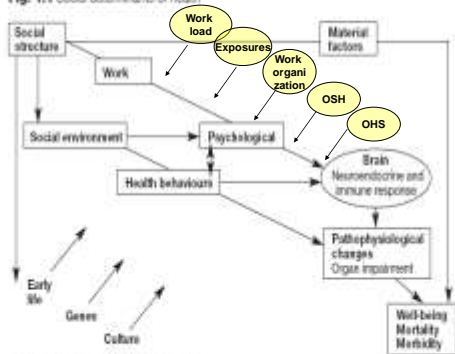
Work-related determinants of health of European working populations

Professor Jorma Rantanen
University of Jyväskylä, Finland
Past President of ICOH

Outline


- Health trends of Europeans at working age
- Life expectancy and work life expectancy
- More good work life years
- Lessons learned

Fig. 1.1 Social determinants of health



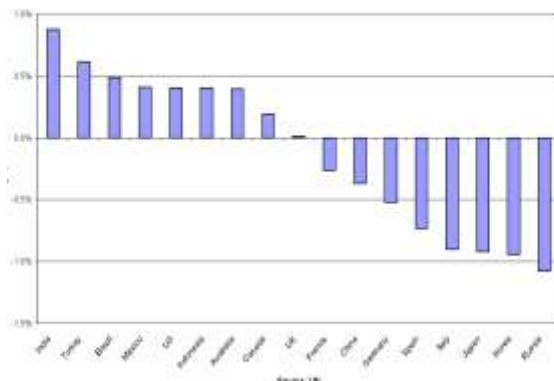
Health trends of Europeans at working age

Workforce size (2020) & average annual ageing & growth (2008-20)

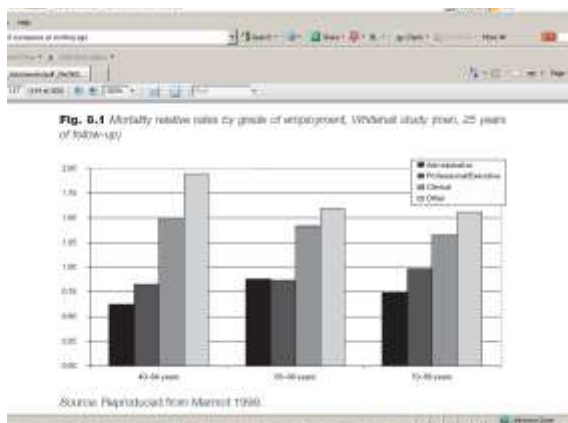
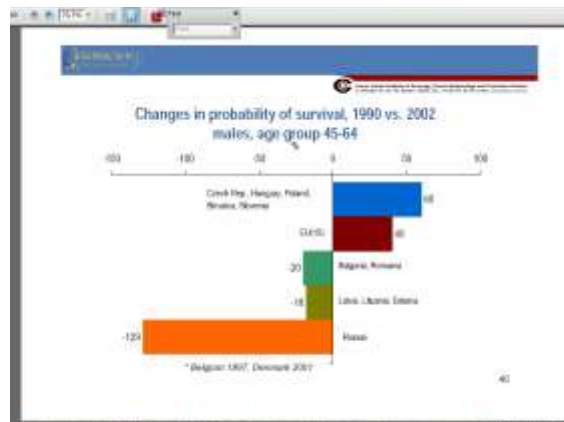
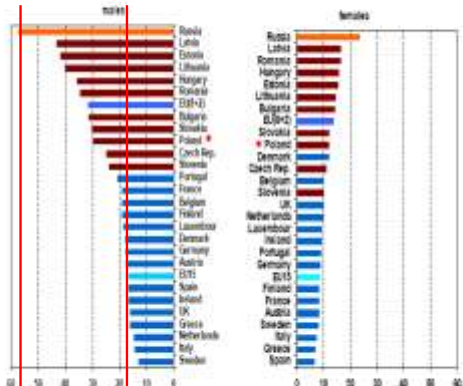


Note: Bubbles represent workforce size in 2020, both sexes

Figure 3: Projected average growth rate of working age population: 2005-50



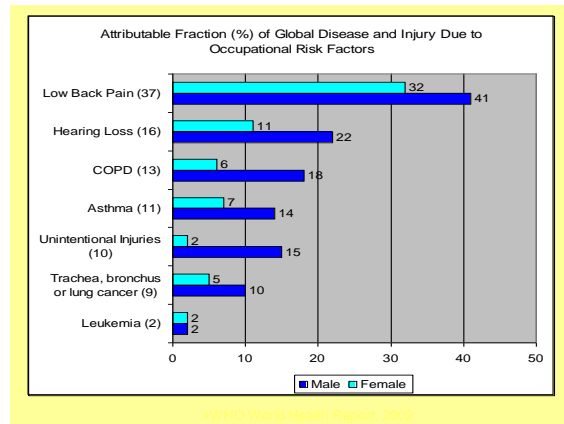
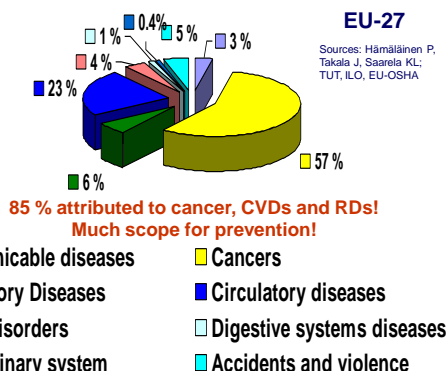
Probability of death in 2002, age group 20-64



Work-relatedness of leading causes

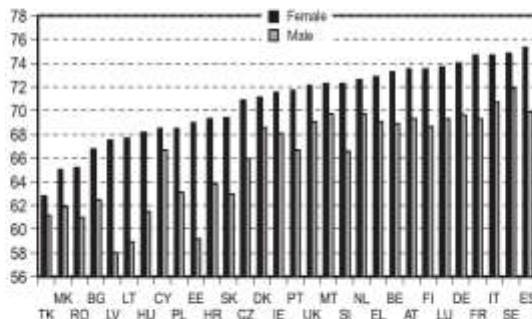
Cause	All DALYs %	All deaths %	AF Work %
CVD	23	52	23
Neuro-psychiatric	20	39	4
Cancer	11	19	57
Digestive system	5	4	1
RDs	5	4	COPD 13 Asthma 11
Injuries	14	8.3	5
MSDs	4	-	Back 37 Upper 80

Deaths attributed to work, 167 000/year



Life expectancy and work life expectancy

Fig. 2.17 Estimates of healthy life expectancy at birth in Europe, 2002



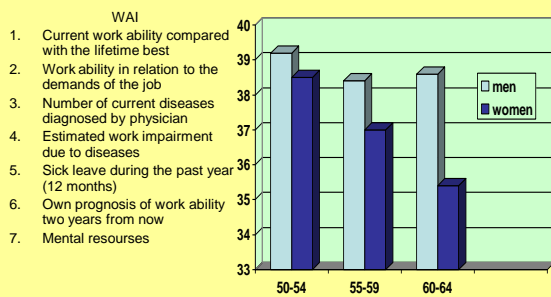
Source: WHO Regional Office for Europe 2008b.



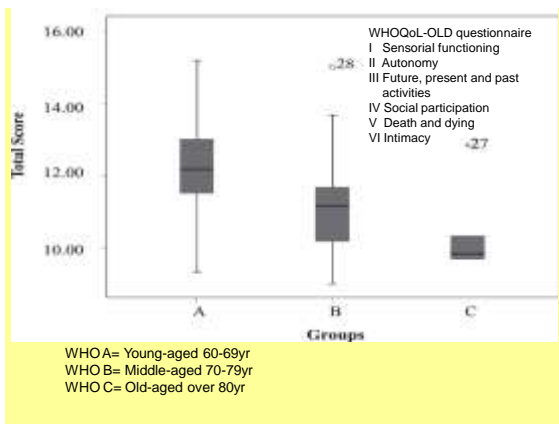
Work life expectancy and employment expectancy (years) in EU Countries 2007 (both genders)



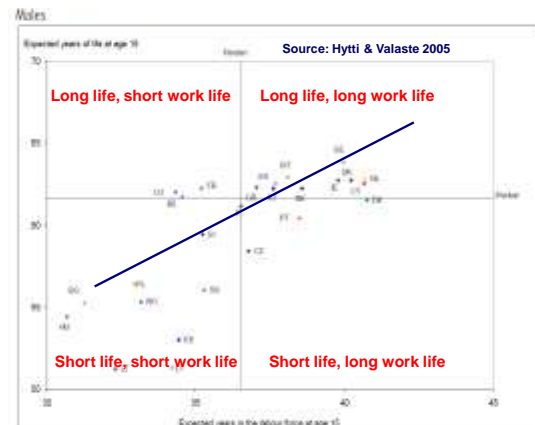
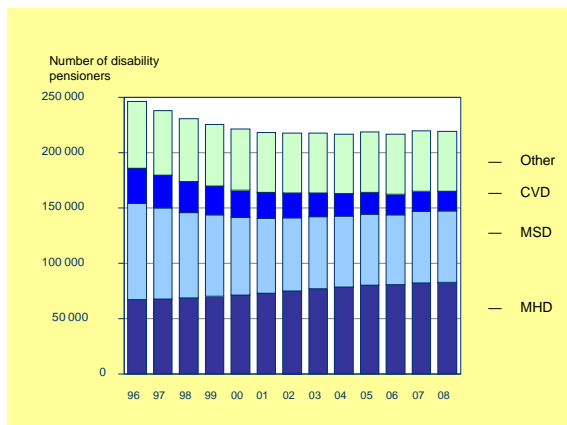
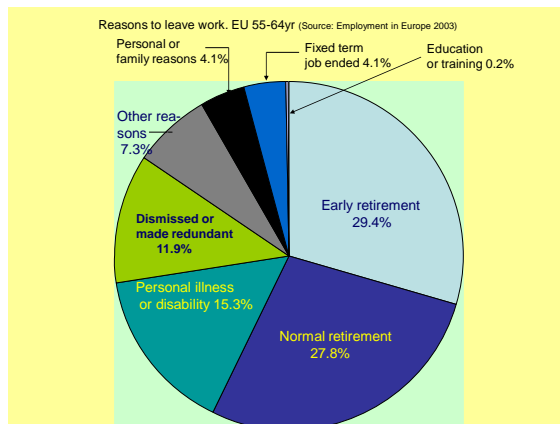
Work ability index by age



Gould and Polvinen, 2006



More good work life years



"Working together for work ability"
(Ilmarinen et al)

- 1/3 2-9 workers
- 1/3 10-49 workers
- 1/3 59-249 workers
- 14 branches of economies

1302 respondents with average age of 44yr
Average WAI 37-43

MSDs 26%
Accidental injuries 16%
Work stress 19%
Happy with job 64%

85% Believed to manage same job two years from now
13% doubtful
2% unlikely

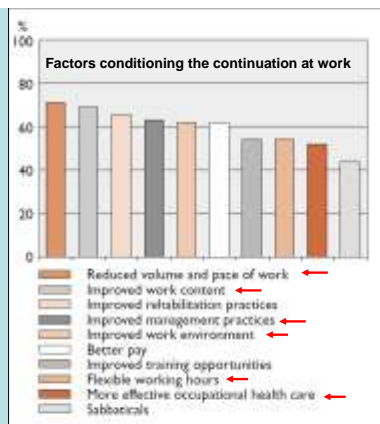
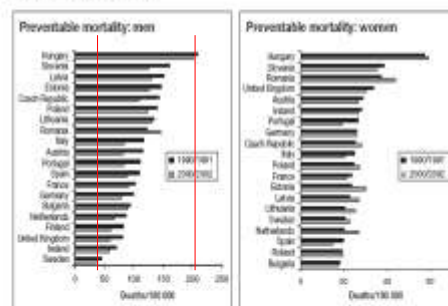
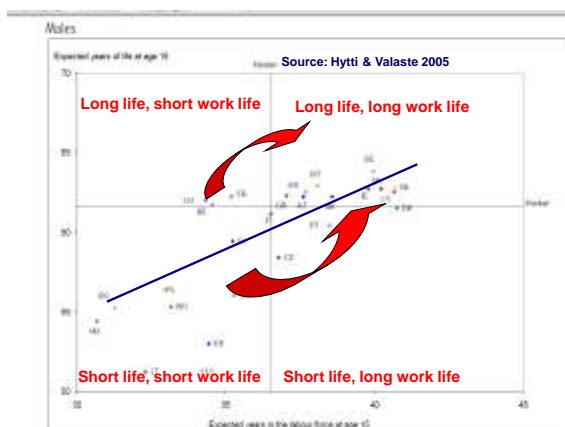
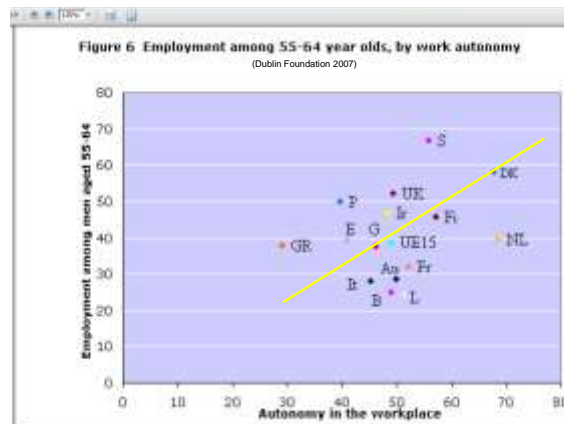
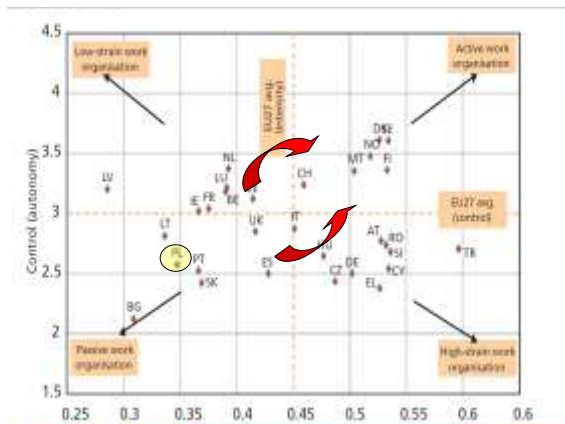


Fig. 2.20 Age-standardized death rates of preventable mortality in 20 European countries, 1990/1991 and 2000/2002 (Lung cancer, motor vehicle and traffic accidents and liver cirrhosis)



Source: Newey et al. 2003.



Lessons on Work life expectancy

- Good **work ability** predicts late retirement
- **Happiest workers** are those with best work ability
- **Participation** in work life improves health and well-being in "**good jobs**" and destroys them in "**bad jobs**"
- **QoWL factors** differ for different ages and different types of workers (manual / knowledge workers)
- **WHP programmes** carried out by external actors are not found effective, while the WHP integrated to OHS and other workplace activities have been found effective
- **Comprehensive PMWA** (including ergonomics interventions) are more effective than the health promotion alone and has shown an impact
- **Moderation of physical work load**, pace of work and total amount of work and RTW and rehabilitation as well as enhancement of important QoWL factors support continuing of **manual workers** at work at work
- Good **working climate**, interesting job content and learning opportunities support longer working careers for **knowledge workers**.

Summary

- Health is **inequally distributed** in Europe, particularly between West and East
- **EU membership** is associated with fast improvement of health and life expectancy
- **Occupational factors play important role** in both morbidity and mortality of working people
- Europe will be critically dependent on **work ability of the ageing Europeans**
- **Work life expectancy varies widely** in Europe and partly with LE and morbidity, partly from other reasons
- **Position in the labour market** has a strong influence on health, life expectancy and length of the working career
- Big gaps between countries speak for **high potential for prevention** and the dynamic developments in some countries have demonstrated it in practice
- A growing body of **research gives us good advice** what should be done to close the gaps and to lengthen the work life expectancy